



CO- Course Outcomes, KL- Knowledge Level, PO - Program Outcome

CO1	Analyze the various modes of failure of machine components under different load patterns.
CO2	Design and prepare part and assembly drawings.
CO3	Use design data books and different codes of design.
CO4	Select standard components with their specifications from manufacturer's catalogue.
CO5	Develop drawings on CAD software.

**GRAFICAL REPRESENTATION**

Bloom's level wise marks distribution



END SEM EXAMINATION  
School of Engineering & IT

Branch	Mechanical Engineering	Program	Diploma
Subject Name	Design of Machine Elements	Semester	VI
		Year	April 2024

Time: 3 Hour  
Max. Marks : 70

- Start writing from 2nd page onwards; don't Write on the 1st Page Backside
- Answer all Questions of Section A (Compulsory)
- Answer Any Four out of Six of Section B
- Answer Any Three out of Five of Section C
- Possession of Mobile Phones or any kind of Written Material, Arguments with the Invigilator or Discussing with Co-Student will come under Unfair Means and will Result in the Cancellation of the Papers.

Knowledge Level (KL)	K1 : Remembering	K3 : Applying	K5 : Evaluating
	K2 : Understanding	K4 : Analysing	K6 : Creating

**Section A (Each question Carry 02 Marks from Q1-i to Q1-x) - 20 Marks**

Q. N 1	QUESTIONS	Marks	COs	KL	PO
i	What is Factor of Safety?	2	Co4	K2	PO1
ii	Define stress concentration?	2	Co1	K2	PO3
iii	What is function of bearing in machines? Also make list of different types of bearings.	2	Co3	K1	PO1
iv	Which machine part transmits torque in machines? Also write equation for power transmitted.	2	Co5	K2	PO1
v	List out the various phases of design process.	2	Co5	K2	PO1
vi	Give some methods of reducing stress concentration.	2	Co4	K1	PO2
vii	Which theory of failure is suitable for the design of brittle materials?	2	Co4	K2	PO3
viii	Elaborate an S-N Curve	2	Co3	K2	PO1
ix	Define shock factor and what does it indicate.	2	Co4	K3	PO1
x	What type of stress induced in shafts?	2	Co5	K2	PO1



**Section B (Answer any FOUR out of SIX) - 20 Marks**

(Each question Carry 5 Marks)


Q. No.	QUESTIONS	Marks	COs	KL	PO
2	What are the steps involved in general design procedure? Explain.	5	Co5	K2	PO3
3	Elaborate Design, philosophy and Procedures with flow chart	5	Co3	K2	PO1
4	What is meant by working stress and how it is calculated from the ultimate stress or yield stress of material?	5	Co4	K2	PO1
5	Distinguish clearly, giving examples between pin, axle and shaft.	5	Co5	K1	PO2
6	Explain stress strain diagram for Ductile and Brittle Materials.	5	Co5	K2	PO4
7	A shaft running at 500 r.p.m. transmits 10 kW Power. Assuming allowable shear stress in shaft as 40 MPa, find the diameter of the shaft.	5	Co3	K2	PO1

**Section C (Answer any THREE out of FIVE) - 30 Marks-**


(Each question Carry 10 Marks)

Q. No.	QUESTIONS	Marks	COs	KL	PO
8	Elaborate the steps and Procedure used in designing Knuckle Joint	10	CO2	KL3	PO1
9	How are the keys classified? Draw neat sketches of different types of keys and state their applications.	10	CO1	KL2	PO1
10	Design a cotter joint to connect two mild steel rods for a pull of 30 kN. The maximum permissible stresses are 55 MPa in tension; 40 MPa in shear and 70 MPa in crushing. Draw a neat sketch of the joint designed.	10	CO5	KL4	PO4
11	Elaborate the steps and Procedure used in designing Cotter Joint.	10	CO5	KL3	PO4
12	Design a cotter joint to support a load varying from 40 KN in compression to 40 KN in tensions. The material used is carbon steel for which the following allowable stresses may be used. The load is applied statically. Tensile stress = compressive stress = 60MPa; shear stress = 40 MPa and crushing stress = 90MPa	10	CO5	KL1	PO4





**ARKA JAIN University**  
Jharkhand



NAAC GRADE A  
ACCREDITED UNIVERSITY

**END SEM EXAMINATION**  
School of Engineering & IT

<b>Branch</b>	Mechanical Engineering	<b>Program</b>	Diploma
<b>Subject Name</b>	Production & Operation Management	<b>Semester</b>	VI
		<b>Year</b>	April 2024

**Time: 3 Hour**  
**Max. Marks : 70**

- Start writing from 2nd page onwards; don't Write on the 1st Page Backside
- Answer all Questions of Section A (Compulsory)
- Answer Any Four out of Six of Section B
- Answer Any Three out of Five of Section C
- Possession of Mobile Phones or any kind of Written Material, Arguments with the Invigilator or Discussing with Co-Student will come under Unfair Means and will Result in the Cancellation of the Papers.


<b>Knowledge Level (KL)</b>	K1 : Remembering	K3 : Applying	K5 : Evaluating
	K2 : Understanding	K4 : Analysing	K6 : Creating

CO- Course Outcomes, KL- Knowledge Level, PO – Program Outcome

CO1	Define operations management and explain its relationship to productivity. And understand tools and techniques.
CO2	Describe the importance of forecasting and explain the effective application of the different forecasting approaches and methods.
CO3	Explain layout strategy and how operations managers determine facility arrangements and size.
CO4	Describe how operations managers achieve a reasonable work environment and set expectations related to employee productivity.
CO5	Understand make-or-buy decisions, and the selection and integration of suppliers. And how much to order and when to order.

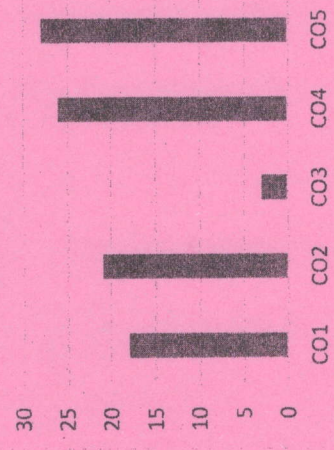
**GRAFICAL REPRESENTATION**

**Bloom's Level wise Marks Distribution**



■ K1 ■ K2 ■ K3 ■ K4 ■ K5 ■ K6

**Course Outcome Wise Marks Distribution**



**Section A (Each question Carry 02 Marks from Q1-i to Q1-x) – 20 Marks**

Q. N1	QUESTIONS	Marks	COs	KL
i	What is process planning?	2	CO1	K1
ii	What are factors affecting process planning?	2	CO1	K1
iii	What is tolerance analysis?	2	CO2	K2
iv	What is Production Forecasting?	2	CO2	K2
v	What is theory of constraints?	2	CO2	K2
vi	Explain functional surface of the work piece?	2	CO1	K1
vii	What is the objectives in Scheduling?	2	CO3	K2
viii	What is aggregate production planning?	2	CO3	K3
ix	Explain Assembly Line Balancing	2	CO3	K3
x	What is Demand Management?	2	CO4	K4



**Section B (Answer any FOUR out of SIX) - 20 Marks**  
(Each question Carry 5 Marks)

Q. No.	QUESTIONS	Marks	COs	KL
2	Write the various functions of production planning and control.	5	CO1	K1
3	What are Quantitative and Qualitative Forecasting Techniques?	5	CO2	K2
4	What is scheduling in job? Explain the concept underlying its importance.	5	CO3	K3
5	What is aggressive planning? Explain its functions?	5	CO4	K4
6	Discuss about TQM management techniques.	5	CO5	K5
7	Write current thoughts on Assembly lines.	5	CO3	K3

**Section C (Answer any THREE out of FIVE) - 30 Marks-**  
(Each question Carry 10 Marks)

Q. No.	QUESTIONS	Marks	COs	KL
8	Explain Functions and Aims of Process Planning?	10	CO1	K1
9	Write various steps in Process Planning procedures?	10	CO1	K1
10	Explain the following. a) Work study b) Quality management.	10	CO3	K3
11	How inventory control techniques works in real world? List out its importance.	10	CO5	K5
12	What is the need of line production? Explain with a diagram.	10	CO5	K5

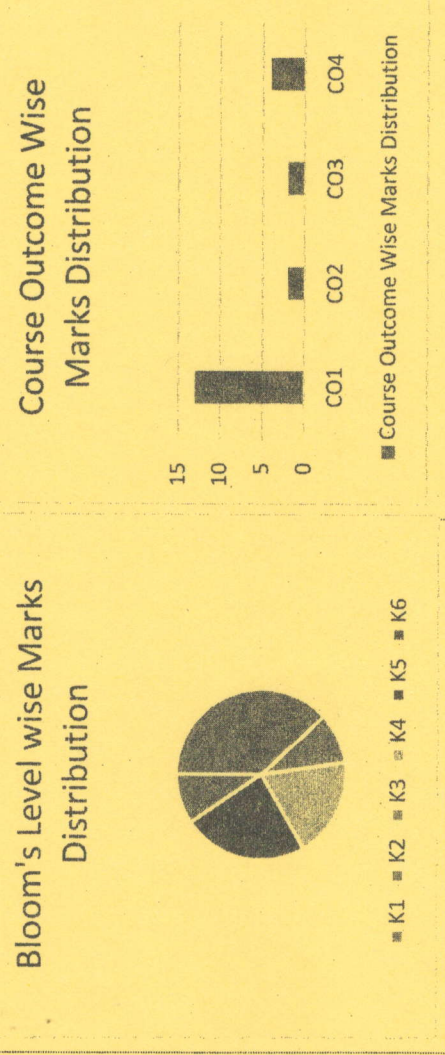


Branch	Mechanical Engineering	Program	Diploma
Subject Name	3-D Printing	Semester	VI
		Year	April 2024
Time: 3 Hour Max. Marks : 70	<ul style="list-style-type: none"> <li>Start writing from 2nd page onwards; don't write on the 1st Page Backside</li> <li>Answer all Questions of Section A (Compulsory)</li> <li>Answer Any Four out of Six of Section B</li> <li>Answer Any Three out of Five of Section C</li> <li>Possession of <b>Mobile Phones</b> or any kind of <b>Written Material, Arguments with the Invigilator or Discussing with Co-Student</b> will come under <b>Unfair Means</b> and will <b>Result in the Cancellation of the Papers.</b></li> </ul>		
Knowledge Level (KL)	K1 : Remembering K2 : Understanding	K3 : Applying K4 : Analysing	K5 : Evaluating K6 : Creating

Section A (Each question Carry 02 Marks from Q1-i to Q1-x) – 20 Marks			
Q. N1	QUESTIONS	Marks	COs KL
i	What file format required for 3-D printing	2	1 K1
ii	Write the importance of CAD modeling software for Additive manufacturing	2	1 K1
iii	What are the various application of Rapid Prototyping	2	2 K2
iv	Write the various process for 3D printing	2	1 K5
v	Write the build materials for LOM process of Additive manufacturing printing	2	3 K6
vi	What are the sequence of process for Additive manufacturing works?	2	4 K4
vii	Why rapid manufacturing process in so demanding now a days.	2	1 K1
viii	What are the various advantages of 3D printing	2	1 K1
ix	What do you mean by rapid prototyping system	2	1 K5
x	What are the sequence of process for 3D printing	2	3 K6

CO- Course Outcomes,	KL- Knowledge Level,	PO – Program Outcome
CO1	Students able to makes 3D printing special, and when to use 3D printing vs. alternative options.	
CO2	Students able to understand familiarize themselves with the 3D printing process and how it works	
CO3	Students learn how to visualize and plan projects before getting started, so they can be more efficient	
CO4	Students spend several days familiarizing themselves with several software programs and combining them to accomplish tasks	
CO5	Students put all their knowledge together to design and 3D print prototypes	

**GRAFICAL REPRESENTATION**





**Section B (Answer any FOUR out of SIX) - 20 Marks**  
(Each question Carry 5 Marks)

Q. No.	QUESTIONS	Marks	COs	KL
2	Write the advantage of LOM in compare of FDM 3D Additive manufacturing Process	5	1	K1
3	What are the application of 3D printing in Industry and health Care	5	1	K5
4	What are the Advantage of SLS 3D manufacturing Process	5	4	K4
5	Write the application area of SLA manufacturing process also mention the advantage of SLA Process.	5	1	K1
6	Write the application of 3D printing in Automotive and Aerospace sector	5	1	K5
7	What is the standard manufacturing operation of Stero-lithography Apparatus	5	4	K4

**Section C (Answer any THREE out of FIVE) - 30 Marks-**  
(Each question Carry 10 Marks)

Q. No.	QUESTIONS	Marks	COs	KL
8	Explain how RP systems can be applied to traditional industries like the jewelry, coin and tableware industries.	10	1	K1
9	Write the working principle of SLS additive manufacturing with neat diagram.	10	1	K5
10	Explain the working principle of FDM with proper labelled diagram.	10	4	K4
11	Write the short notes on a) Additive manufacturing of composite materials b) Additive manufacturing of Smart materials c) Additive manufacturing of metals	10	2	K2
12	Write short notes on binding mechanism in additive manufacturing	10	1	K1




CO- Course Outcomes, KL- Knowledge Level, PO – Program Outcome


CO1	Students able to makes 3D printing special, and when to use 3D printing vs. alternative options.
CO2	Students able to understand familiarize themselves with the 3D printing process and how it works
CO3	Students learn how to visualize and plan projects before getting started, so they can be more efficient
CO4	Students spend several days familiarizing themselves with several software programs and combining them to accomplish tasks
CO5	Students put all their knowledge together to design and 3D print prototypes

**GRAFICAL REPRESENTATION**

**Bloom's Level wise Marks Distribution**



**Course Outcome Wise Marks Distribution**



Branch	Mechanical Engineering	Program	Diploma
Subject Name	3-D Printing	Semester	V1
		Year	April 2024
Time: 3 Hour Max. Marks : 70	<ul style="list-style-type: none"> <li>Start writing from 2nd page onwards; don't Write on the 1st Page Backside</li> <li>Answer all Questions of Section A (Compulsory)</li> <li>Answer Any Four out of Six of Section B</li> <li>Answer Any Three out of Five of Section C</li> <li>Possession of <u>Mobile Phones</u> or any kind of <u>Written Material, Arguments with the Invigilator or Discussing with Co-Student</u> will come under <u>Unfair Means</u> and will <u>Result in the Cancellation of the Papers.</u></li> </ul>		
Knowledge Level (KL)	K1 : Remembering K2 : Understanding	K3 : Applying K4 : Analysing	K5 : Evaluating K6 : Creating
<b>Section A (Each question Carry 02 Marks from Q1-i to Q1-x) – 20 Marks</b>			
Q. N1	QUESTIONS	Marks	COs
i	What file format required for 3-D printing	2	1 K1
ii	Write the importance of CAD modeling software for Additive manufacturing *	2	1 K1
iii	What are the various application of Rapid Prototyping	2	2 K2
iv	Write the various process for 3D printing	2	1 K5
v	Write the build materials for LOM process of Additive manufacturing printing	2	3 K6
vi	What are the sequence of process for Additive manufacturing works?	2	4 K4
vii	Why rapid manufacturing process in so demanding now a days.	2	1 K1
viii	What are the various advantages of 3D printing	2	1 K1
ix	What do you mean by rapid prototyping system	2	1 K5
x	What are the sequence of process for 3D printing	2	3 K6





END SEM EXAMINATION  
School of Engineering & IT

Branch	Mechanical Engineering	Program	Diploma
Subject Name:-	Robotics	Semester	VI
		Year	April 2024
Time: 3 Hour	Start writing from 2nd page onwards; don't Write on the 1st Page Backside		
Max. Marks : 70	Answer all Questions of Section A (Compulsory)		
	Answer Any Four out of Six of Section B		
	Answer Any Three out of Five of Section C		
	Possession of Mobile Phones or any kind of Written Material, Arguments with the Invigilator or Discussing with Co-Student will come under Unfair Means and will Result in the Cancellation of the Papers.		
Knowledge Level (KL)	K1 : Remembering K2 : Understanding	K3 : Applying K4 : Analysing	K5 : Evaluating K6 : Creating

CO- Course Outcomes, KL- Knowledge Level, PO - Program Outcome


CO1	Understand the Operation and control of Industrial Robot in Automation
CO2	Apply the function of Industrial Robot in Automation
CO3	Develop the mind set for modern trends in manufacturing and automation.
CO4	Identify the different application of Industrial Robot in Automation
CO5	Know different working operation of Industrial Robot in Automation

**GRAFICAL REPRESENTATION**

Bloom's Level wise Marks Distribution



Course Outcome Wise Marks Distribution



■ K1 ■ K2 ■ K3 ■ K4 ■ K5 ■ K6

■ Course Outcome Wise Marks Distribution

**Section A (Each question Carry 02 Marks from Q1-i to Q1-x) - 20 Marks**

Q. N 1	QUESTIONS	Marks	COs	KL	PO
i	Which sensor that is able to detect without any physical contact	2	1	K1, K1, PO2	
ii	Write the application of Industrial Robot	2	1	K1	PO1
iii	Explain Robot and Industrial Robot with suitable examples.	2	2	K2	PO3
iv	Differentiate between Robot and Cobot.	2	1	K5	PO2
v	Write the name of the parts of Industrial robot	2	3	K6	PO4
vi	Write the name of different coordinate system used in robotics	2	4	K4	PO5
vii	Write the name of the drive system used in robotics	2	1	K1	PO1
viii	Write the name of different types of sensor used Industrial Robot	2	2	K2	PO3
ix	Explain the function of actuators in Robot.	2	1	K5	PO2
x	Write the advantage of using robot in manufacturing	2	3	K6	PO4



**Section B (Answer any FOUR out of SIX) - 20 Marks**  
(Each question Carry 5 Marks)

Q.No.	QUESTIONS	Marks	COs	KL	PO
2	Explain Co-ordinate system used in Robotics	5	1	K1	PO1
3	Explain main component of Industrial Robot	5	1	K5	PO2
4	Explain different types of sensors used in Industrial Robot	5	4	K4	PO5
5	Write down the need of robot in automation.	5	1	K1	PO1
6	Which drive system widely used in industrial robot? Explain types of drive system in robot with suitable example.	5	1	K5	PO2
7	Which is the governing body of Robotics technology and Write the name of the parts of Industrial Robot	5	4	K4	PO5

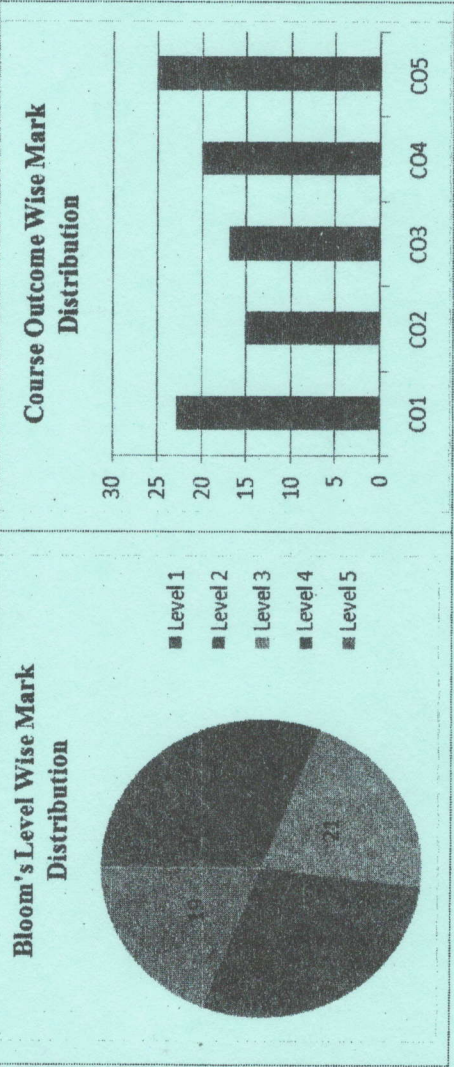
**Section C (Answer any THREE out of FIVE) - 30 Marks-**  
(Each question Carry 10 Marks)

Q.No.	QUESTIONS	Marks	COs	KL	PO
8	Elaborate function Robotic Sensors And Vision with diagram	10	1	K1	PO1
9	Explain Block Diagram of Functions of Machine Vision System	10	1	K5	PO2
10	Which co-ordinate system is widely used in industrial robot? Elaborate the different co-ordinate system used in robotics.	10	4	K4	PO5
11	Briefly Explain Reasons for implementation of automation in manufacture industries.	10	2	K2	PO3
12	Explain Types of Automation used in manufacturing industry with suitable graphs.	10	1	K1	PO1



Course Outcomes	CO1	Understanding the dynamic role of entrepreneurship and small businesses.
	CO2	Organizing and Managing a Small Business
	CO3	Financial Planning and Control
	CO4	Forms of Ownership for Small Business
	CO5	Strategic Marketing Planning

**GRAFICAL REPRESENTATION**



Branch	ME, CSE & EEE	Program	Diploma		
Subject Name	Entrepreneurship and Start-ups	Semester	VI		
		Year	April 2024		
<ul style="list-style-type: none"> <li>Start writing from 2nd page onwards; don't write on the 1st Page Backside</li> <li>Answer all Questions of Section A (Compulsory)</li> <li>Answer Any Four out of Six of Section B</li> <li>Answer Any Three out of Five of Section C</li> <li>Possession of Mobile Phones or any kind of Written Material, Arguments with the Invigilator or Discussing with Co-Student will come under <b>Unfair Means</b> and will <b>Result in the Cancellation of the Papers.</b></li> </ul>					
Time: 3 Hour					
Max. Marks : 70					
Knowledge Level (KL)	K1 : Remembering K2 : Understanding	K3 : Applying K4 : Analysing	K5 : Evaluating K6 : Creating		
<b>Section A (Each question Carry 02 Marks from Q1-i to Q1-x) - 20 Marks</b>					
Q. N1	QUESTIONS	Marks	COs	KL	PO
i	What do you mean by Entrepreneurship?	2	CO1	K1	PO1
ii	Define feasibility test.	2	CO5	K2	PO3
iii	How to Identify the target market?	2	CO5	K3	PO5
iv	Define motivation?	2	CO4	K1	PO1
v	Why competition evaluation is needed?	2	CO1	K4	PO2
vi	Define bankruptcy.	2	CO1	K1	PO1
vii	Highlight the advantages of License for any business.	2	CO1	K4	PO5
viii	What is the function of MUDRA project?	2	CO1	K1	PO1
ix	What is a risk analysis?	2	CO1	K3	PO1
x	Write the full form of PMEGP	2	CO1	K2	PO2




**Section B (Answer any FOUR out of SIX) - 20 Marks**  
(Each question Carry 5 Marks)

Q. No.	QUESTIONS	Marks	COs	KL	PO
2	What are the methods and sources of Idea generation?	5	CO4	K3	PO1
3	Explain the organization structure with flow chart.	5	CO2	K1	PO2
4	Explain the Contents and guidelines for report preparation.	5	CO1	K2	PO3
5	Draw a flow chart for any Business Plan. Elaborate briefly.	5	CO3	K1	PO2
6	Discuss the role of Online education in economy.	5	CO5	K1	PO5
7	Explain the Classification of Entrepreneurs.	5	CO4	K2	PO4

**Section C (Answer any THREE out of FIVE) - 30 Marks-**  
(Each question Carry 10 Marks)

Q. No.	QUESTIONS	Marks	COs	KL	PO
8	Differentiate between entrepreneurs and managers.	10	CO1	K3	PO1
9	Explain the Strategy Development for Businesses.	10	CO1	K4	PO1
10	How financial institutions help in Entrepreneurial Development. Give an example.	10	CO2	K5	PO3
11	Define NABARD. Explain its importance and role in development.	10	CO2	K5	PO5
12	Define entrepreneur. Explain the characteristic & traits of an entrepreneur	10	CO2	K1	PO3





Branch	ME, CSE & EEE	Program	Diploma
Subject Name	Indian Constitution	Semester	VI
		Year	April 2024
Time: 1.5 Hour Max. Marks : 35	<ul style="list-style-type: none"> <li>Start writing from 2nd page onwards; don't Write on the 1st Page Backside</li> <li>Answer all Questions of Section A (Compulsory)</li> <li>Answer Any Four out of Six of Section B</li> <li>Answer Any Three out of Five of Section C</li> <li>Possession of Mobile Phones or any kind of Written Material, Arguments with the Invigilator or Discussing with Co-Student will comes under Unfair Means and will Result in the Cancellation of the Papers.</li> </ul>		
Knowledge Level (KL)	K1 : Remembering K2 : Understanding	K3 : Applying K4 : Analysing	K5 : Evaluating K6 : Creating

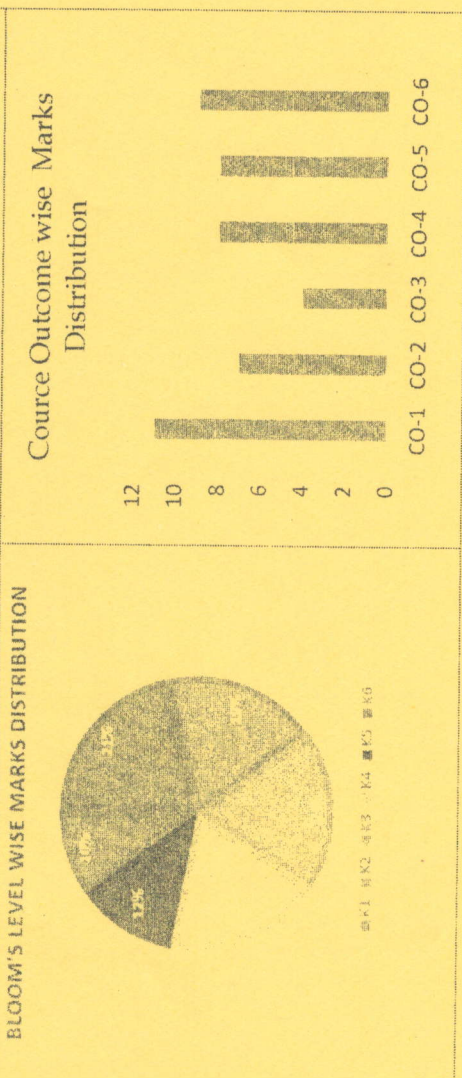
**Section A (Each question Carry 01 Marks from Q1-i to Q1-x) - 10 Marks**

Q. N 1	QUESTIONS	Marks	Cos	KL	PO
i	Who was the first Prime Minister of India?	1	CO1	K2	PO1
ii	How many articles are in Constitution of India?	1	CO3	K1	PO2
iii	When was the Constituent Assembly of India formed, and who was its first president?	1	CO1	K1	PO2
iv	What is the role of municipal corporation in local governance?	1	CO1	K3	PO2
v	Who was the chairman of the drafting committee of the Indian Constitution?	1	CO4	K1	PO1
vi	When constitution of India came into effect?	1	CO2	K2	PO1
vii	Name any two Directive Principles of State Policy mentioned in the Constitution.	1	CO2	K3	PO1
viii	Who is the constitutional head of the Indian Union?	1	CO3	K4	PO1
ix	What is the role of a state election commission in the electoral process?	1	CO1	K5	PO2
x	What is the significance of local administration in the context of governance?	1	CO2	K4	PO1

**CO- Course Outcomes, KL- Knowledge Level, PO - Program Outcome**

CO1	Recall historical background of the Indian constitution.
CO2	Observe importance for building democratic India, the structure of Indian government, the structure of state government, the local Administration
CO3	Develop the knowledge on directive principle of state policy, the knowledge in strengthening of the constitutional institutions like CAG, Election Commission and UPSC for sustaining democracy.
CO4	Analyze the History, features of Indian constitution, the role of Governor and Chief Minister, of state election commission, decentralization of power between central, state and local self-Government.
CO5	Assess Preamble, Fundamental Rights and Duties, Zilla Panchayat, block level organization, various commissions of viz SC/ST/OBC and women.
CO6	Create ideological framework relied upon by the framers of the Constitution of India, the system of government and role of judiciary by discussing and analyzing the rights and duties specified under the Constitution of India.

**GRAPHICAL REPRESENTATION**





**Section B (Answer any FIVE out of SIX) – 10 Marks**

(Each question Carry 2 Marks)

Q. No.	QUESTIONS	Marks	Cos	KL	PO
2	Name any two Directive Principles of State Policy mentioned in the Constitution.	2	CO1	K2	PO1
3	What is the significance of the council of ministers in the functioning of the state government?	2	CO1	K1	PO2
4	What are the fundamental Rights?	2	CO3	K5	PO2
5	What is the significance of Rajya Sabha?	2	CO4	K3	PO2
6	What is the tenure of the chief election commissioner of India?	2	CO4	K5	PO1
7	Mention any two roles and responsibilities of a chief minister in a state government.	2	CO3	K4	PO1

**Section C (Answer any THREE out of FIVE) – 15 Marks-**

(Each question Carry 5 Marks)

Q. No.	QUESTIONS	Marks	Cos	KL	PO
8	Mention the difference between Directive Principles and Fundamental Rights.	5	CO1	K1	PO1
9	Short note on 'Zila Panchayat'.	5	CO2	K3	PO1
10	What are the powers of the president of India?	5	CO2	K4	PO2
11	What is the state secretariat, and what functions does it perform in the state government?	5	CO4	K2	PO2
12	What are the constitutional powers and functions of a governor in a state?	5	CO3	K6	PO2

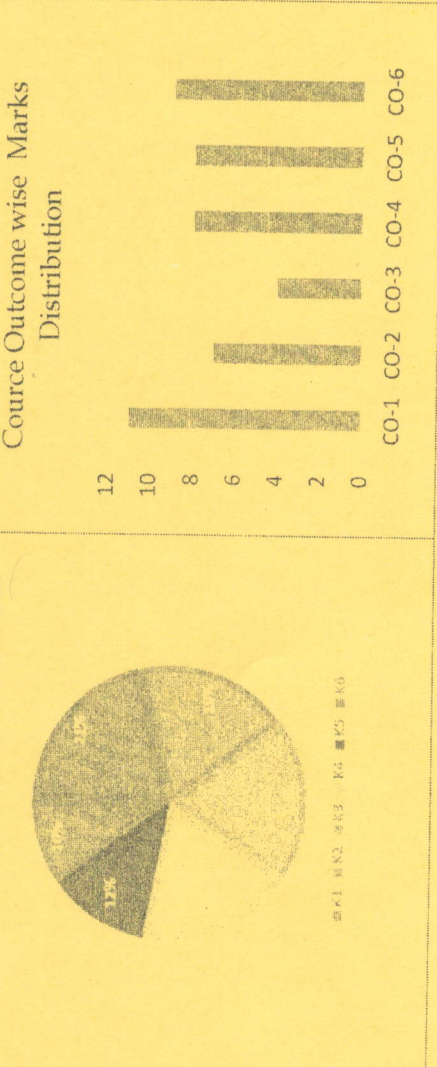


CO- Course Outcomes, **KL-** Knowledge Level, **PO** – Program Outcome

CO1	Recall historical background of the Indian constitution.
CO2	Observe importance for building democratic India, the structure of Indian government, the structure of state government, the local Administration
CO3	Develop the knowledge on directive principle of state policy, the knowledge in strengthening of the constitutional institutions like CAG, Election Commission and UPSC for sustaining democracy.
CO4	Analyze the History, features of Indian constitution, the role of Governor and Chief Minister, of state election commission, decentralization of power between central, state and local self-Government.
CO5	Assess Preamble, Fundamental Rights and Duties, Zilla Panchayat, block level organization, various commissions of viz SC/ST/OBC and women.
CO6	Create ideological framework relied upon by the framers of the Constitution of India, the system of government and role of judiciary by discussing and analyzing the rights and duties specified under the Constitution of India.

**GRAPHICAL REPRESENTATION**

BLOOM'S LEVEL WISE MARKS DISTRIBUTION



Branch	ME, CSE & EEE	Program	Diploma
Subject Name	Indian Constitution	Semester	VI
		Year	April 2024
Time: 1.5 Hour Max. Marks : 35	<ul style="list-style-type: none"> <li>Start writing from 2nd page onwards; don't write on the 1st Page Backside</li> <li>Answer all Questions of Section A (Compulsory)</li> <li>Answer Any Four out of Six of Section B</li> <li>Answer Any Three out of Five of Section C</li> <li>Possession of <u>Mobile Phones</u> or any kind of <u>Written Material, Arguments with the Invigilator or Discussing with Co-Student</u> will come under <u>Unfair Means</u> and will <u>Result in the Cancellation of the Papers.</u></li> </ul>		
Knowledge Level (KL)	K1 : Remembering K2 : Understanding	K3 : Applying K4 : Analysing	K5 : Evaluating K6 : Creating

**Section A (Each question Carry 01 Marks from Q1-i to Q1-x) - 10 Marks**

Q. N1	QUESTIONS	Marks	Cos	KL	PO
i	Who was the first Prime Minister of India?	1	CO1	K2	PO1
ii	How many articles are in Constitution of India?	1	CO3	K1	PO2
iii	When was the Constituent Assembly of India formed, and who was its first president?	1	CO1	K1	PO2
iv	What is the role of municipal corporation in local governance?	1	CO1	K3	PO2
V	Who was the chairman of the drafting committee of the Indian Constitution?	1	CO4	K1	PO1
vi	When constitution of India came into effect?	1	CO2	K2	PO1
vii	Name any two Directive Principles of State Policy mentioned in the Constitution.	1	CO2	K3	PO1
viii	Who is the constitutional head of the Indian Union?	1	CO3	K4	PO1
ix	What is the role of a state election commission in the electoral process?	1	CO1	K5	PO2
x	What is the significance of local administration in the context of governance?	1	CO2	K4	PO1



**Section B (Answer any FIVE out of SIX) – 10 Marks**  
(Each question Carry 2 Marks)

Q.No.	QUESTIONS	Marks	Cos	KL	PO
2	Name any two Directive Principles of State Policy mentioned in the Constitution.	2	CO1	K2	PO1
3	What is the significance of the council of ministers in the functioning of the state government?	2	CO1	K1	PO2
4	What are the fundamental Rights?	2	CO3	K5	PO2
5	What is the significance of Rajya Sabha?	2	CO4	K3	PO2
6	What is the tenure of the chief election commissioner of India?	2	CO4	K5	PO1
7	Mention any two roles and responsibilities of a chief minister in a state government.	2	CO3	K4	PO1

**Section C (Answer any THREE out of FIVE) – 15 Marks-**  
(Each question Carry 5 Marks)

Q. No.	QUESTIONS	Marks	Cos	KL	PO
8	Mention the difference between Directive Principles and Fundamental Rights.	5	CO1	K1	PO1
9	Short note on 'Zila Panchayat'.	5	CO2	K3	PO1
10	What are the powers of the president of India?	5	CO2	K4	PO2
11	What is the state secretariat, and what functions does it perform in the state government?	5	CO4	K2	PO2
12	What are the constitutional powers and functions of a governor in a state?	5	CO3	K6	PO2